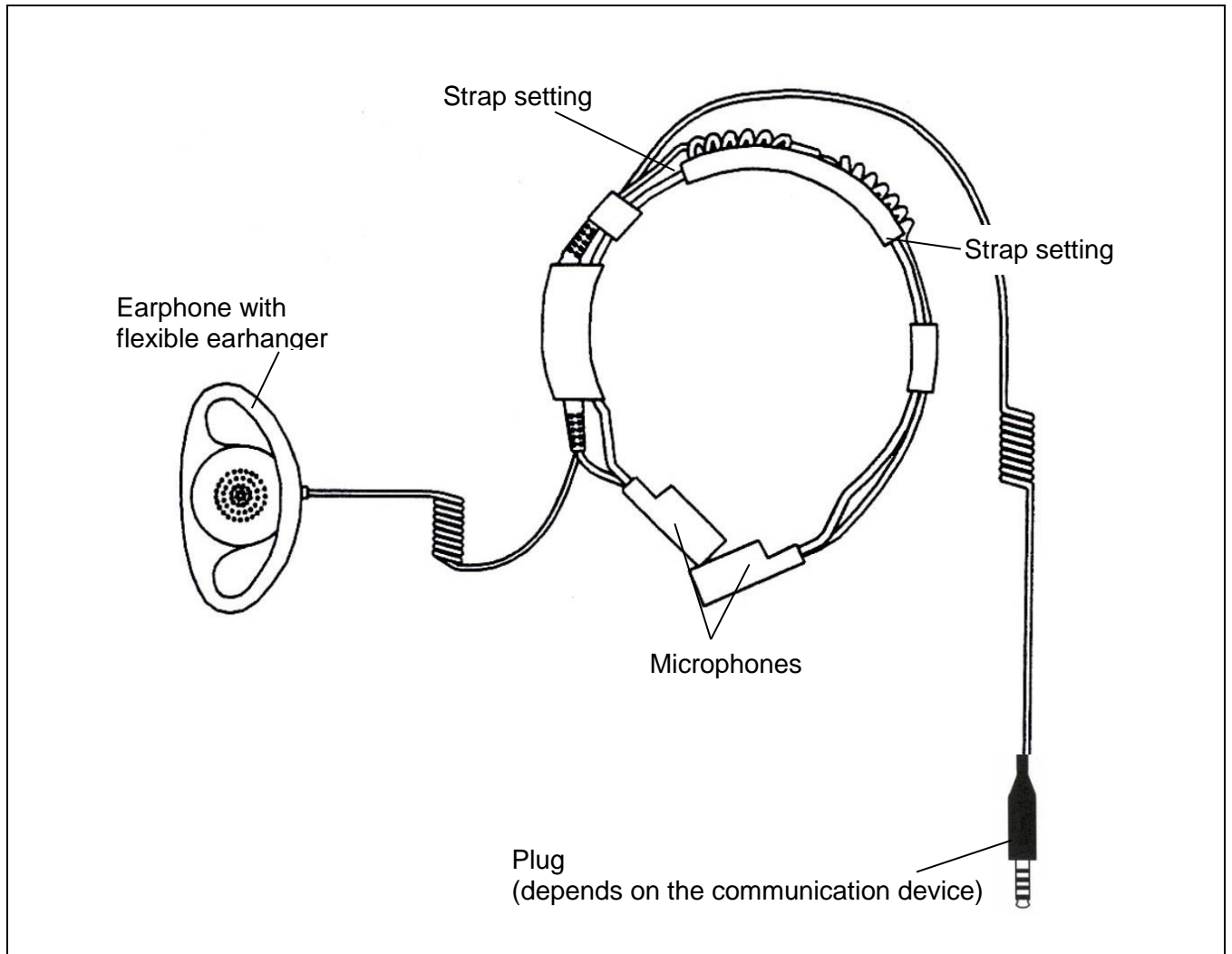


# CT-ThroatMike

## Operating Instructions




---

# 1 CeoTronics Operating, Warning, and Safety Instructions



**For the use of the device and for prevention of personal injury or property damage, notice the national safety and accident prevention regulations and the following warning and safety instructions in this document.**

- Before using CeoTronics products, read completely the appropriate operating instructions. If in doubt, ask our technical staff.
- Keep this document for later use.
- Use CeoTronics products only without damage and abrasion.
- If repair work of any kind needs to be done to CeoTronics products, arrange for it to be performed only by the company CeoTronics or by a specialized workshop that is authorized by CeoTronics. In all other cases, our warranty and liability for the product shall lapse.
- Keep CeoTronics products out of the reach of children and any other persons who are not familiar with the handling and operation thereof.
- CeoTronics products may only be used for the specific application envisaged.
- Safe operation requires clean devices. Ensure that the devices (microphones, connectors etc.) are clean and in good condition at all times.
- Should equipment, supplied by CeoTronics, be definitely put out of service you may return it to  CeoTronics. We ensure recycling and / or disposal of outdated equipment in compliance with the applicable environment protection law.

## Product damage!

- Do not immerse a CeoTronics product into water, unless expressly specified for this purpose.
- Connect CeoTronics accessories to a device or disconnect them from a device only after switching the device off, unless otherwise described in the operating instructions.
- Let devices that are designed for outdoor use during use outdoors always closed (e.g. CT-DECT Case) and close unused ports with appropriate cover – if available.
- Do not store CeoTronics products in the open air or in damp ambient conditions. At all times keep them clean, dry and at normal air humidity. CeoTronics products must not be stored in areas with a temperature of over +80° C (+176° F), e.g. in the summertime on the parcel shelf of a car. If not stated otherwise, the following temperature ranges are acceptable for CeoTronics products: -10 to +55°C for operation, -40 to +80° C (-40 to +176° F) for storage.
- Pay attention that no humidity could penetrate into the device during cleaning. Do not use solvents (e.g. benzene, alcohol, etc.) for cleaning! Safe operation requires clean devices. Ensure that the devices (microphones, connectors etc.) are clean and in good condition at all times.

## Risk of injury by connection leads!

- When using CeoTronics products that are equipped with connection leads ensure that the leads do not get caught up in operational machinery or wheels!

## Risk of injury by speaker volume!

- Please, note that in some audio devices (e.g. radios) very loud signaling beeps could be present as the radio is switched on. There are various types of devices generating a series of tones in different loudness levels. It may be necessary to adjust the volumes of the tones separately. These tones could damage your hearing if they are set too high. Therefore, adjust signaling beeps to a convenient level as desired before starting to use CeoTronics accessories. Follow the instructions of the audio device manufacturer's operating manual to adjust the signaling beeps.
- For safety reasons reception volumes in excess of 85 dB (A) are possible with a whole series of CeoTronics products. However, these can be regulated by the user. After switching on the communication system, set the reception volume to approx. 1/2 the available loudness volume and then test the speaker volume, e.g. by opening the squelch on the radio set.
- Do not set the volume any higher than is necessary. A very high volume setting can lead to damaged hearing, particularly if it is continuous. For high volumes or noise levels, wear additional earplugs. If in doubt, ask your safety officer or company doctor.

---

### **Road traffic hazard!**

- *Do not leave CeoTronics products lying around loose in cars, e.g. on the parcel shelf. Stow these products in a suitable, safe place in the car so that they do not present a danger to you or to other occupants of the car, if emergency braking is effected.*
- *When driving a car, do not use the radio because it may distract you from the other traffic. Never use a CeoTronics product (headset, insert earphone, induction receiver etc.) that will impair your hearing.*

### **Impairment of flight operation!**

- *When on board an airplane always keep a transmitter/receiver switched off. Operation of the transmitter / receiver could affect the safety of the aircraft, and it is therefore prohibited. Never operate electronic devices on board an airplane without the express approval of an authorized member of the cabin crew.*
- *The CT-DECT GateCom Compact must always be removed once the intercom communication is completed. Never remove the warning flag „Remove before flight“ from the CT-DECT GateCom Compact.*

### **Impairment of radio transmission!**

- *Transmit only when it is necessary. Unnecessarily occupying a channel can prevent the transmission of vitally important information.*

### **Risk of explosion!**

- *CeoTronics products that are not intrinsically safe (explosion-proof) and therefore have no special explosion-proof designation must never be operated in potentially explosive environments (e.g. when refueling cars, aircraft etc.). Devices that are not explosion-proof can unintentionally trigger off explosions in such areas!*

### **Risk of electric shock!**

- *Before opening line voltage operated products (e.g. for service purposes), always disconnect first the mains plug from the mains socket!*
- *Use CeoTronics products only in undamaged condition. In case of any kind of damage, refrain from further using the CeoTronics product and have it repaired.*

### **Adverse effect on cardiac pacemakers!**

- *If you are a cardiac pacemaker carrier, before operating a transmitter / receiver ask the manufacturer of your cardiac pacemaker for information about any impairment that could be caused due to high frequencies.*

### **Rechargeable batteries and batteries!**

- *Observe the environmental regulations when handling storage batteries! Do not throw used*



*(defective) storage batteries into the domestic refuse. Observe the battery ordinance (BattV).*

### **Risk of injury by Rechargeable batteries and batteries!**

- *Insert the rechargeable batteries only after having read and understood all safety instructions. Rechargeable batteries imply potential risks, which could cause physical injury and material damage.*
- *Never intend to open a rechargeable battery and never throw it into open fire. Ensure that contacts and charging sockets of the rechargeable battery do not cause short circuit (risk of fire and injury) by bridging (bent-open paper clip, bunch of keys or similar). In such a case, the guarantee is void.*
- *Transport spare rechargeable batteries in electrically non-conductive packing material in order to avoid shorting the rechargeable batteries.*
- *Keep the rechargeable batteries away from persons who are not familiar with their handling and use (e.g. children).*
- *Charging rechargeable batteries in potentially explosive areas is strictly prohibited (risk of explosion!). Charge and change rechargeable batteries only in areas where no explosive gases, vapours, or dusts could be present in combination with air.*

---

### **Damage to charger or rechargeable batteries!**

- *Charge rechargeable batteries only using the corresponding appropriate CeoTronics charger. Regard voltage and current data, also on the mains side (e.g. 230 V AC or 115 V AC).*
- *Never use the battery charger for charging non-rechargeable batteries.*
- *Chargers are neither waterproof nor dust-tight and need protection against water, rain, and contamination. Use them only in the appropriate environment, intended for the system. Don't cover the ventilation openings.*
- *Don't charge rechargeable batteries outdoors.*

### **Radio Software – Risk of malfunction!**

*Please note that the function of radio accessories is depending on the software settings set up in your radio. Be careful with software updates and / or changes to the software settings. If you update the radio's software, or if you change the software settings, check first on a radio that the radio accessory is still functioning properly after these changes. It is possible that the receiving volume of some radios is not satisfactory. In these cases, we suggest you check if an increase of the receiving volume is possible via the parameters in the audio profile of your radio.*

*Follow the information of the radio manufacturer!*

*If you have any further questions in regards to this subject, do not hesitate to contact our sales back office.*

### **Important safety information concerning the use of CT-DECT digital radio systems!**

- *Legal note for operation in the European Union*

*The transmitter of the CT-DECT device should be used in the European Union only when it is marked as following:*



- *Legal note for operation in the USA*

*The transmitter of the CT-DECT device should be used in the USA only when it is marked as following:*



- *Legal note for operation in Canada*

*The transmitter of the CT-DECT device should be used in Canada only when it is marked as following:*



### **Improper use!**

*The use of CeoTronics products for special applications, such as explosive and hazardous areas, aviation, bomb disposal (EOD / IEED) or other similar applications, is in the sole responsibility of the end user. The end user has to check and decide that the products can be used without risk.*

*CeoTronics does not take over responsibility for any damage or material losses nor injuries to persons, caused by the use described above or by any other abnormal use of the products.*

---

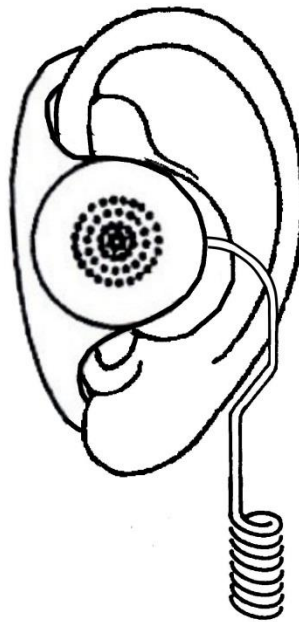
## 2 Purpose

The CT-ThroatMike is a communication set which is used in conjunction with two-way radios or other communication devices.

## 3 Use

- a. Connect the CT- ThroatMike and the two-way radio via the connection cable. Please heed the operating instructions of the manufacturer for connected devices.
- b. Place the neckworn around the neck, that the earhanger hang at the side where you want wear it. Adjust the necklet on your neck size. Position the microphones left and right of your throat. Set the earhanger same in Figure 1.

Figure 1



- c. Switch on the two-way radio. Adjust the receive volume on the two-way radio for your personal comfort but not to a level higher than necessary. **Excessive receive volumes over long periods can damage your hearing.** For the two-way radio notice the special operating instructions of the radio manufacturer.

## 4 Safekeeping – storage

After use, keep the cleaned ContactCom devices in a clean and dry place at normal temperature and at normal relative air humidity.

## 5 Visual inspections – Cleaning

Examine the devices and in particular the cables and plug connectors regularly for signs of fractures, cracks and wear. Send defective devices to CeoTronics for repair.

When cleaning ensure that no moisture is allowed to get inside the device.

Do not use any solvents (benzene, alcohol etc.) for cleaning purposes!

Remove any loose dust with a soft brush. Clean the outside with a suitable clean cloth that has been slightly moistened with clear water, and rub the parts dry afterwards. If heavily soiled, some dishwashing liquid can be used in addition.

If necessary, clean the contacts of the connection plug with a commonly available contact cleaning agent.



---



**Certificate No. 01100004023 (ISO 9001)**

**Certificate No. 01220004023 (ATEX)**

**Germany and  
International Sales**

**CeoTronics AG**

Adam-Opel-Str. 6  
63322 Rödermark  
Tel. +49 6074 8751-0  
Fax +49 6074 8751-676  
E-Mail sales@ceotronics.com

**USA/Canada/Mexico**

**CeoTronics, Inc.**

512 South Lynnhaven Road, Suite 104  
Virginia Beach, Virginia 23452  
Tel. +1 757 549-6220  
Fax +1 757 549-6240  
E-Mail sales@ceotronicsusa.com

**Spain**

**CeoTronics S.L.**

C/Ciudad de Frias 7 y 9  
Nave 19  
28021 Madrid  
Tel. +34 91 4608250 51  
Fax +34 91 4603193  
E-Mail ventas@ceotronics.es

**Germany and  
International Sales**

**CT-Video GmbH**

Gewerbegebiet Rothenschirmbach 9  
06295 Lutherstadt Eisleben  
Tel. +49 34776 6149-0  
Fax +49 34776 6149-11  
E-Mail ctv.info@ceotronics.com