

Profile Change

The profile largely determines the range of functions available on your device, in particular the availability of setting and communication options. Your device has multiple profiles.

NOTICE

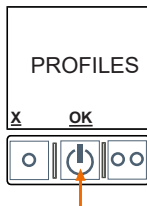
A profile change resets all settings, which must then be reconfigured. Similarly, all devices must be taught in again after a profile change.

Proceed as follows to change a profile:

1. Switch off your device.
2. With the device switched off, press and hold the right and the centre button simultaneously until "PROFILES" appears on the display.



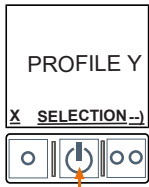
3. Press the centre button ("OK") to select profiles. The currently selected profile is shown on the display.



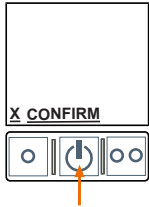
4. Press the right button ("-->") to scroll through the available profiles using the ring selection.



5. Once the desired profile is displayed, press the centre button ("SELECT") to select the profile.



6. Press the centre button ("CONFIRM") a second time to confirm your selection.



The device restarts.